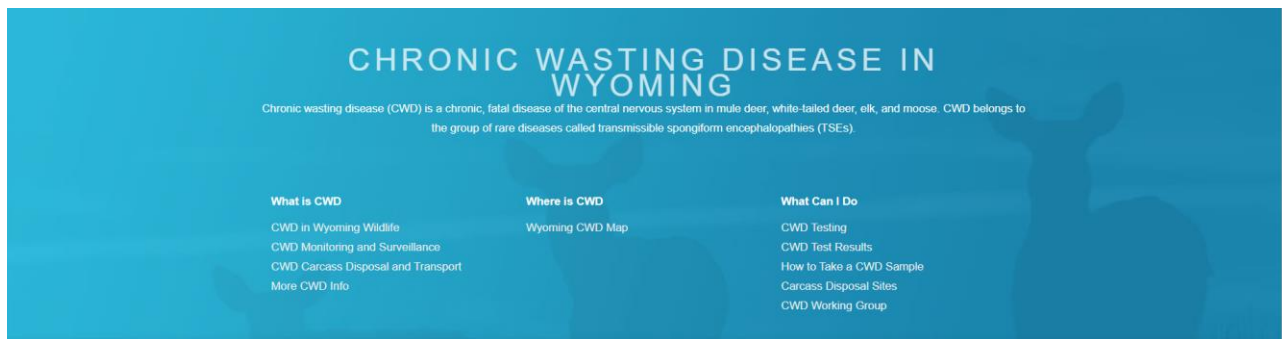


How to Look Up CWD Results

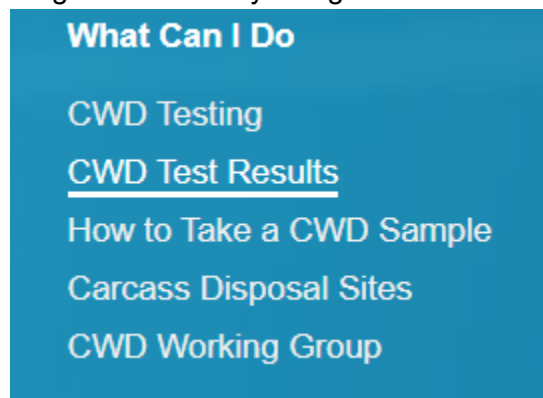
1. Go to the Wyoming Game and Fish Department website <https://wgfd.wyo.gov/>
2. From the home page, select the “Hunting In Wyoming” tab.




3. Next, scroll down the page until you find the blue section titled “Chronic Wasting Disease in Wyoming.”




4. Within “Chronic Wasting Disease in Wyoming” click “CWD Test Results.”



5. After clicking the link, you will be prompted to login to your account.

 **NEW - ENHANCED SECURITY LOGIN**



GAME AND FISH
USER ACCOUNT

NEW 2/4/2021 - The first time you log in after 2/4/2021, you will need to create a User Name and Password. If you have done business with WGFD in the past, all of your information will be attached to your new User Name and Password.

Enter User Name [Forgot User Name](#)

Enter Password [Forgot Password](#)

SIGN IN

CREATE USER NAME AND PASSWORD

[Existing Customer Video Tutorial](#)
[New Customer Video Tutorial](#)
[Help](#)
[WGFD Home](#)

v3.0

6. Once logged in, your results will be displayed.
7. If the lab has not yet received and or processed your sample you will likely be directed to a page as seen below. Please allow 1-2 weeks for processing of your sample.

Your tests results were not found with the provided credentials. If the information you provided is correct, the sample from your harvested animal may not have been received by the laboratory, or is in the testing process and results have not been released. Please try again later.

[Retry your Search](#)